



VALUEQUEST

Powered by Ideas.
Driven by Values.

Vision + Courage = Wealth Creation

Benchmark & Rationale

The S&P BSE 500 index consist of top 500 listed companies covering all major sectors in the Indian economy thus providing a broad representation of the listed companies.

Investment Horizon

The portfolio is suitable for investors seeking long term wealth creation by investing in equities with an investment horizon of 3 years and above.

Key Facts

Inception Date:

27 April 2021

Fund Manager:

Ravi Dharamshi

Total Experience:

22 years

Subscription

Minimum Investment:
₹50 lakhs

Mode:

Funds and / or Stock
Transfer

Contact:

For Investing with
ValueQuest or associating
as a Channel Partner,

Chirag Shah:
98203 93644

Mehul Shah:
95940 62326

info@valuequest.in

Follow

@VQIndia

@ravidharamshi77

@sameervq

www.valuequest.in/blog

/valuequest-investment-
advisors

ValueQuest SEBI

Registration No:
INP000003724

Portfolio Objective

The main objective of VQ-Agile is to invest in all equity and equity related instruments, debt instruments (including liquid funds, fixed deposits etc.) and securities listed or traded on any recognised stock exchange with emphasis on fundamentally sound, well researched companies having bright future prospect irrespective of market capitalization. The aim is to identify business tailwinds in a company/sector and capitalize on the same. Here our philosophy is to compliment the core portfolio stocks with young/ new to market/ turnaround stocks which can provide additional beta without taking undue risk. These stocks will be selected on the basis of strength of balance sheet and superior risk-reward. Time frame for investments for this scheme will be rolling 1-3 years.

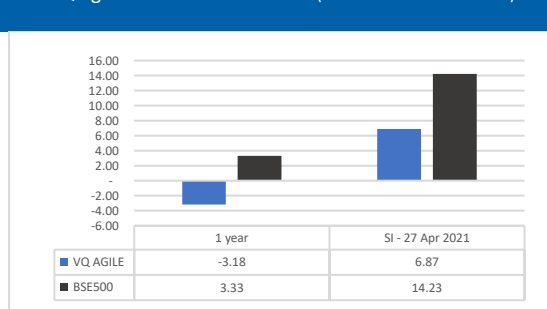
Portfolio Strategy and Approach



Investment Framework



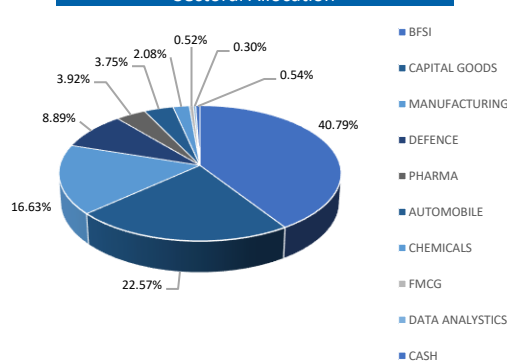
VQ Agile – TWRR Performance (as on 31 December 2022)



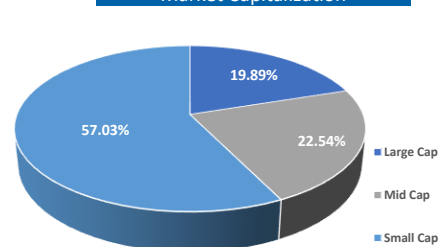
Value of ₹1 cr invested in VQ Agile on inception date is ₹1.12 cr v/s ₹ 1.25 cr in BSE 500



Sectoral Allocation



Market Capitalization



Portfolio Fundamentals & Attributes

PE	P/BV	Dividend Yield	ROCE	ROE	TTM PAT Growth
45.14x	5.18x	0.55x	18.53x	20.31x	33.47

Mean and Median Market Cap

Weighted Avg Market Cap	₹28,987cr
Median Market Cap	₹7,728cr

Disclosures

- All clients have an option to invest in the product / strategy directly, without intermediation of persons engaged in distribution services.
- Performance related information provided in this document is not verified by SEBI
- Returns are net of fees and expenses.
- The Performance figures are aggregate of all clients under respective strategies; the investor's actual portfolio returns may differ.

Risk Factors & Disclaimers

This document prepared by ValueQuest Investment Advisors Private Ltd, is meant for the sole use of the recipient and not for public circulation. The information contained herein is obtained based on internal data and publicly available information and other sources believed to be reliable. ValueQuest does not claim or warrant the accuracy, correctness or completeness of the data mentioned herein. Past performance is not a guide for future performance. Readers shall be fully responsible / liable for any decision taken based on this presentation. Readers should before investing make their own investigation and seek appropriate professional advice. Investments in Securities are subject to market and other risks and there is no assurance or guarantee that the objectives of any of the strategies of the Portfolio Management Services will be achieved. Clients under Portfolio Management Services are not being offered any guaranteed/assured returns. Clients have an option of direct on-boarding without intermediation of persons engaged in distribution services. The distribution of this document in certain jurisdictions may be restricted by law, and persons in whose possession this document comes, should inform themselves about and observe any such restrictions.