

# ValueQuest (VQ) PLATINUM



Vision + Courage = Wealth Creation



VQ Platinum AUM  
**₹3,109 crs**



Firmwide AUM  
**₹19,584 crs**  
(~ \$ 2.32 Bn)



SI Returns  
**22.12% TWRR**



Minimum investment  
**₹5 crore**

## Portfolio Objective

VQ Platinum emphasis on investing in fundamentally sound, well researched companies having bright future prospect irrespective of market capitalization. The aim is to identify business tailwinds in a company/ sector and capitalize on the same. Apart from core portfolio stocks complimented with young/ new to market/ turnaround stocks, portfolio can have access to exclusive deals, special situation opportunities. These stocks will be selected based on business tailwinds and superior risk-reward.

**Benchmark:**  
BSE 500 TRI

**Rationale:**  
A diversified Multicap Index

**Investment Horizon:**  
The portfolio is suitable for investors seeking long term wealth creation by investing in equities with an investment horizon of 3 years.

## Key Facts

Inception: **July 2014**

Fund Manager: **Ravi Dharamshi, 23 years of experience**

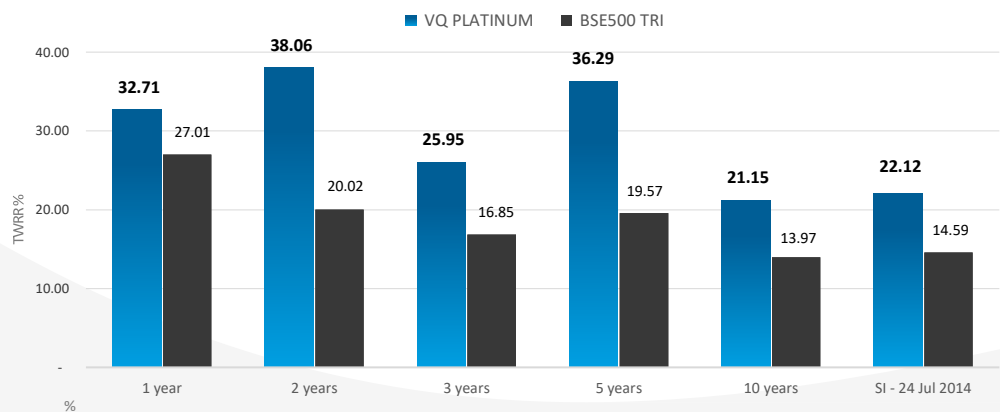
Mode:  
**Funds and / or Stock Transfer**

**Bloomberg Ticker**  
**VQPLATM IN Equity**

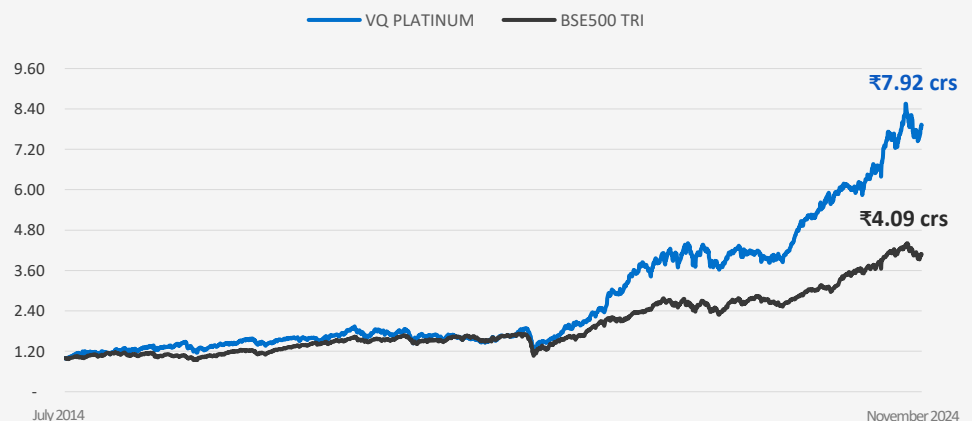
- [X @VQIndia](#)
- [X @ravidharamshi77](#)
- [X @sameervq](#)
- [www.valuequest.in/blog](http://www.valuequest.in/blog)
- [in /valuequest-investment-advisors](#)

ValueQuest SEBI  
Registration No:  
**INP000003724**

## TWRR performance chart



Value of ₹1cr invested in VQ Platinum on inception date is **₹7.92 crs** vs **₹4.09 crs**



## Other Insights

Sector	Holding %
PHARMA	22.40%
BANK NBFC	17.86%
CAPITAL GOODS	14.86%
FINANCIAL SERVICES	11.00%
BUILDMATE	8.46%
CONSUMER	6.92%
TECHNOLOGY	5.84%
RENEWABLES	5.38%
CHEMICALS	0.62%
CASH	6.67%
<b>Total</b>	<b>100%</b>

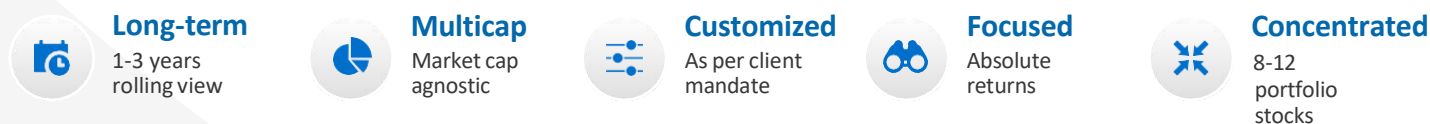
Market Cap	₹cr
Weighted Average	₹90,905
Median	₹42,534

Market Capitalization	
Large Cap	18.04%
Mid Cap	30.09%
Small Cap	45.21%
Cash	6.67%
<b>Total</b>	<b>100%</b>

Portfolio Statistics*		
Ratio	VQ Platinum	Benchmark
Standard Deviation	17.66	13.48
Beta	0.98	1.00
Sharpe Ratio	1.06	0.78
Alpha	8.45	-

\*Based on 3 year performance

## Portfolio Strategy and Approach



## Investment Framework



## Disclosures

- All data as on 30<sup>th</sup> November 2024
- All clients have an option to invest in the product / strategy directly, without intermediation of persons engaged in distribution services.
- Firmwide AUM also includes AIF & Advisory AUM.
- Performance related information provided in this document is not verified by SEBI.
- Returns above 1 year are annualised. Returns are net of fees and expenses.
- Performance of each investor portfolio may vary from that of other investors and that generated by the Investment Approach across all investors because of 1) the timing of inflows and outflows of funds; and 2) differences in the portfolio composition because of restrictions and other constraints.
- The performance shown above does not guarantee future result.
- To see the performance relative to other Portfolio Managers within the selected Strategy please click in this link:
- <https://www.apmiindia.org/apmi/welcomeiaperformance.htm?action=PMSmenu>

## Risk Factors & Disclaimers

This document prepared by ValueQuest Investment Advisors Private Ltd, is meant for the sole use of the recipient and not for public circulation. This document should not be reported or copied or made available to others, either in part or full. The information contained herein is obtained based on internal data and publicly available information and other sources believed to be reliable. ValueQuest does not claim or warrant the accuracy, correctness or completeness of the data mentioned herein. As such, this document should not be relied upon for any purposes including investments in any security. This document is for personal information only and does not constitute an offer, invitation, or inducement to invest in any security whatsoever. ValueQuest or any of its employees are under no obligation to update the information contained in this document. As permitted by SEBI regulation, ValueQuest and its affiliates, associates, officers, directors, and employees, including persons involved in preparation of this document may: (a) from time to time have a long or short position, or buy or sell, any of the securities of any company mentioned herein or otherwise; or (b) be engaged in any other transaction involving such securities. Client has an option for direct onboarding without intermediation of person engaged in distribution services. Performance related information provided in this document is not verified by SEBI. Past performance is not a guide for future performance. Investment in equities involves substantial risk including permanent loss of capital (in whole or in part) and hence may not be suitable for all investors. The statements contained herein may include statements of future expectations and other forward-looking statements that are based on our current views and assumptions and involve known and unknown risks and uncertainties that could cause actual results, performance, or events to differ materially from those expressed or implied in such statements. Readers shall be fully responsible / liable for any decision taken based on this presentation. Readers should before investing make their own investigation and seek appropriate professional advice. Investments in Securities are subject to market and other risks and there is no assurance or guarantee that the objectives of any of the strategies of the Portfolio Management Services will be achieved. Clients under Portfolio Management Services are not being offered any guaranteed/assured returns. The distribution of this document in certain jurisdictions may be restricted by law, and persons in whose possession this document comes, should inform themselves about and observe any such restrictions. For the detailed description of the Strategies such as Investment Objectives, Risk factors and other detailed disclosures, please refer Disclosure document available at <https://valuequest.in/regulatory-information>.